

ON TRACK—OUT OF TROUBLE—IN SCHOOL




The Impact of, and Alternatives to, Zero Tolerance Discipline Policies on Children in Michigan's Schools

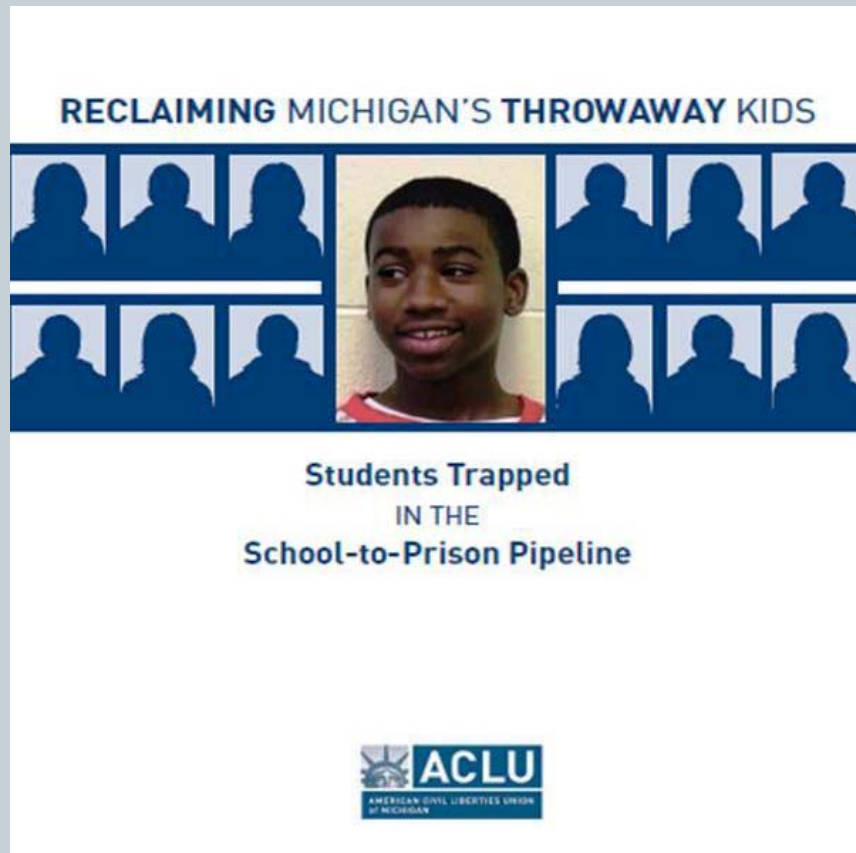


The Growing Impact of School Discipline Policy

- **Policies and practices that criminalize behavior**
- **One of the most important civil rights issues of our time**
- **The ACLU is working collaboratively across the state**

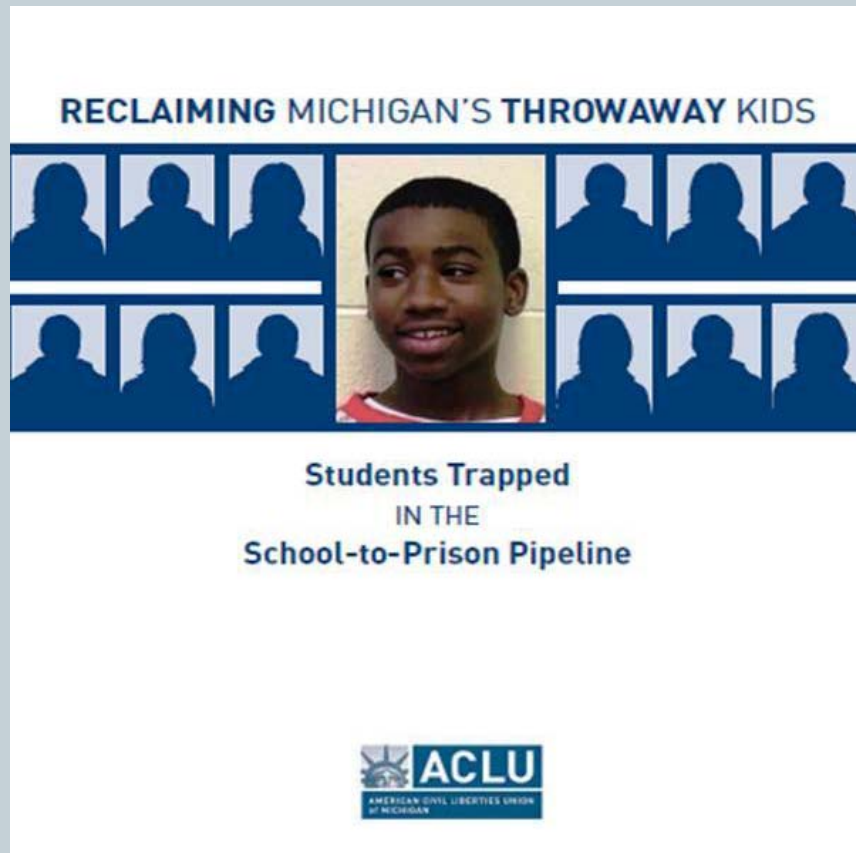


ACLU of Michigan's Work



- **Explosion in suspension/expulsion since Gun Free Schools Act of 1994**
- **ACLU priority nationally and locally**
- **Captured data from 40 Districts**

ACLU-MI 2009 Report



Found Consistent themes:

- **Black students suspended disproportionately**
- **White students suspended less**
- **Students suspended long-term or expelled drop out**

New Education Department Civil Rights Data

ED collected data from 72,000 schools during '09-'10, grades K-12

Black students = 18% of the population but ...

- 35% of 1x suspensions
- 46% 2+ suspensions
- 39% of all expulsions

Overall ...

-Black students 3-1/2 times more likely to be suspended

-Hispanic students 2 times more likely to be suspended

-Students with disabilities more than twice as likely to be suspended



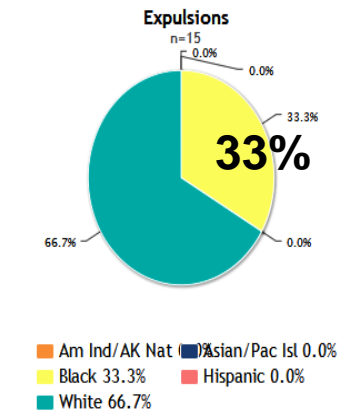
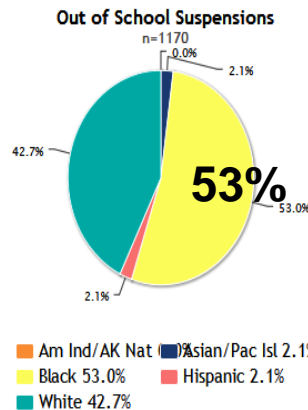
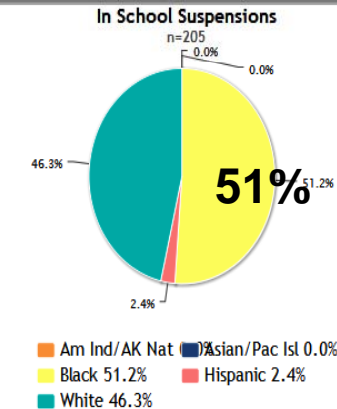
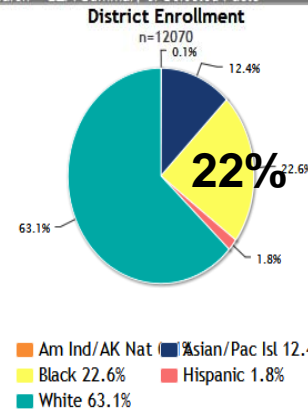
CIVIL RIGHTS Data Collection

CRDC > School/District Search > LEA Summary of Selected Facts

- School & District Search
- Characteristics & Membership
- Staffing & Finance
- Pathways to College and Career Readiness
- College & Career Readiness
- Discipline, Restraints/Seclusion Harassment/Bullying
- Custom Charts & Detailed Data Tables
- State and National Estimations
- Additional Resources
- FAQs/User Guide
- Office for Civil Rights(OCR)

Do you know the CRDC includes data about...

- * Enrollment Demographics
- * Prekindergarten
- * Math & Science Courses



* Section 504 Only discipline data is not available by race/ethnicity. Number of Section 504 Only students disciplined: In-School Suspensions=0, Out of School Suspensions=0, Expulsions=0

| | Total |
|---|-------|
| Total Number of Students Referred to Law Enforcement | 0 |
| Total Number of Students with School-Related Arrests | 0 |
| Total Number of Students Expelled Under Zero-tolerance Policies | 5 |

- Bullying Facts**
- Corporal Punishment
 - Corporal Punishment
 - Suspensions
 - In-School Suspensions
 - One Out-of-School Suspension
 - More Than One Out-of-School Suspensions
 - Expulsions
 - Expulsions with Ed Services
 - Expulsions w/o Ed Services
 - Under Zero-tolerance Policies
 - Law Enforcement
 - Referrals to Law Enforcement
 - Arrests
 - School Related Arrests
 - Restraints and Seclusions
 - Incidents
 - Mechanical Restraints

New Education Department Civil Rights Data

In districts reporting expulsions under zero-tolerance policies

Hispanic and black students =
- 46% of student population
but
- 56% of expulsions

And ...
Over 70% of students involved in school-related arrests or referral to law enforcement were black or Hispanic



CIVIL RIGHTS Data Collection

CRDC > School/District Search > LEA Summary of Selected Facts

School & District Search

- Characteristics & Membership
- Staffing & Finance
- Pathways to College and Career Readiness
- College & Career Readiness
- Discipline, Restraints/Seclusion Harassment/Bullying

Custom Charts & Detailed Data Tables

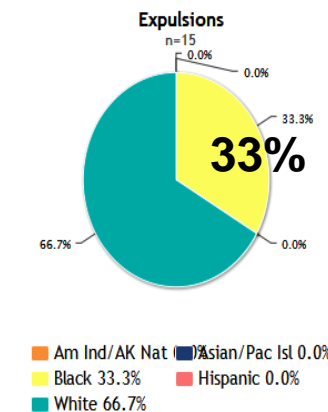
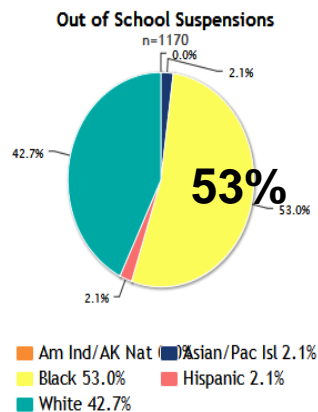
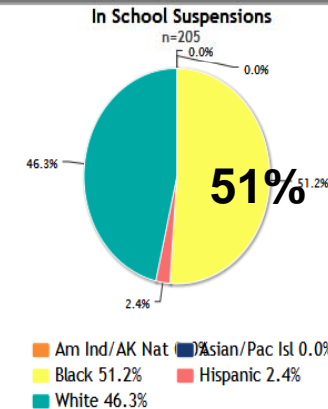
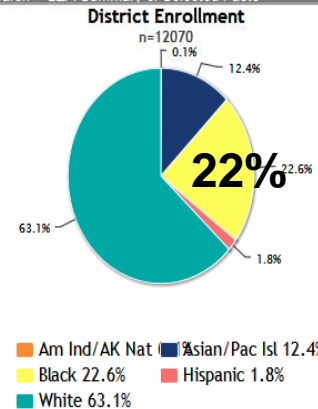
State and National Estimations

Additional Resources

FAQs/User Guide

Office for Civil Rights(OCR)

- Do you know the CRDC includes data about...
- * Enrollment Demographics
 - * Prekindergarten
 - * Math & Science Courses



* Section 504 Only discipline data is not available by race/ethnicity. Number of Section 504 Only students disciplined: In-School Suspensions=0, Out of School Suspensions=0, Expulsions=0

| | Total |
|---|-------|
| Total Number of Students Referred to Law Enforcement | 0 |
| Total Number of Students with School-Related Arrests | 0 |
| Total Number of Students Expelled Under Zero-tolerance Policies | 5 |

Bullying Facts

Corporal Punishment

Corporal Punishment

Suspensions

In-School Suspensions

One Out-of-School Suspension

More Than One Out-of-School Suspensions

Expulsions

Expulsions with Ed Services

Expulsions w/o Ed Services

Under Zero-tolerance Policies

Law Enforcement

Referrals to Law Enforcement

Arrests

School Related Arrests

Restraints and Seclusions

Incidents

Mechanical Restraints

ED Civil Rights Data, School-Based Arrests

- 96,000 students arrested and 242,000 were referred to law enforcement
- Larger districts where 24% of students were black, accounted for 35 percent of arrests.
- White students were 31% of population 21% of arrests
- Hispanic students 34% and 37% of arrests

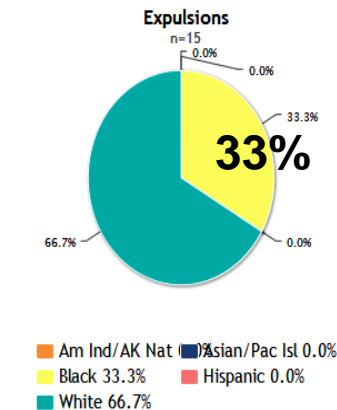
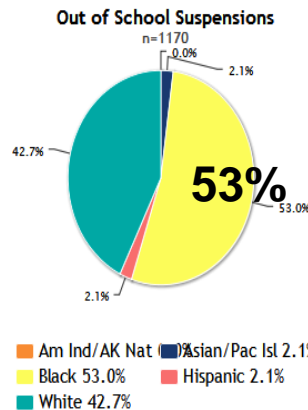
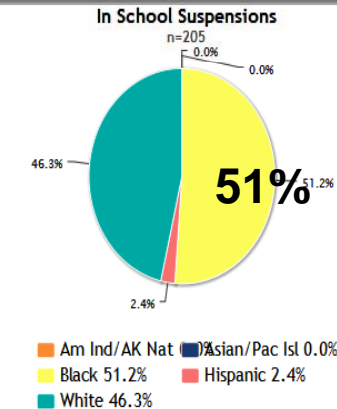
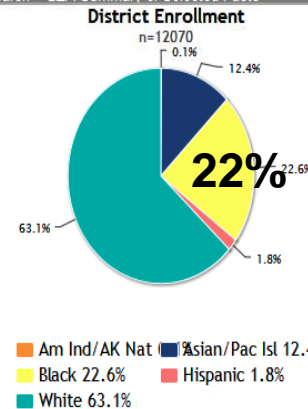


CIVIL RIGHTS Data Collection

CRDC > School/District Search > LEA Summary of Selected Facts

- School & District Search
- Characteristics & Membership
- Staffing & Finance
- Pathways to College and Career Readiness
- College & Career Readiness
- Discipline, Restraints/Seclusion Harassment/Bullying
- Custom Charts & Detailed Data Tables
- State and National Estimations
- Additional Resources
- FAQs/User Guide
- Office for Civil Rights(OCR)

- Do you know the CRDC includes data about...
- Enrollment
 - Demographics
 - Prekindergarten
 - Math & Science Courses



* Section 504 Only discipline data is not available by race/ethnicity. Number of Section 504 Only students disciplined: In-School Suspensions=0, Out of School Suspensions=0, Expulsions=0

| | Total |
|---|-------|
| Total Number of Students Referred to Law Enforcement | 0 |
| Total Number of Students with School-Related Arrests | 0 |
| Total Number of Students Expelled Under Zero-tolerance Policies | 5 |

Bullying Facts

Corporal Punishment

+ Corporal Punishment

Suspensions

+ In-School Suspensions

+ One Out-of-School Suspension

+ More Than One Out-of-School Suspensions

Expulsions

+ Expulsions with Ed Services

+ Expulsions w/o Ed Services

+ Under Zero-tolerance Policies

Law Enforcement

+ Referrals to Law Enforcement

Arrests


+ School Related Arrests

Restraints and Seclusions

+ Incidents

+ Mechanical Restraints

STPP Issues in Michigan Like Elsewhere



Texas researchers followed 1 million students for six years. Nearly 600,000 were suspended or expelled during that time.

- **Nearly 150,000 were suspended or expelled 11 times or more, and about 50% of them were involved in the juvenile justice system.**
- **Only 3 percent of offenses were for conduct typically mandating suspensions/expulsion**
- **African-American students and those with disabilities were disproportionately disciplined for discretionary actions**

Contributing Factors



- **Why? There are a number of reasons**
- **School Leadership and Culture**
- **Unconscious Bias**
- **Quality, Experience of Teachers**
- **Larger Presence of Police in Schools**
- **Parental Involvement, Parent/Student Education**

Our Campaign Goals



- 1. Ensuring Due Process for Students**
- 2. Addressing 'Zero Tolerance' Policies**
- 3. Increasing Use of Alternatives to Suspension/Expulsion**

Our Campaign Goals



1. Ensuring Due Process for Students

-Committees Reviewing Policies, Educating Students and Parents

2. Addressing 'Zero Tolerance' Policies

-Reviewing Policies, Making Recommendations
-Working with MDE, Legislature

3. Increasing Use of Alternatives to Suspension/Expulsion

-Connecting to Experts

Our Ask of You



1. Ensuring Due Process for Students

-Make Due Process Brief Available

2. Addressing 'Zero Tolerance' Policies

-Review Policies, Consider Revision to Address Easy Fixes

3. Increasing Use of Alternatives to Suspension/Expulsion

-Consider Wider Implementation

Implementation of Alternative Programs



**Linda Glover,
Executive Director**

&

**Greta Trice,
Restorative Justice Practitioner**

Resolution Services Center, Lansing



ENDING THE SCHOOL-TO-PRISON PIPELINE

The Impact of, and Alternatives to, Zero Tolerance Discipline Policies on Children in Michigan's Schools

